


KS1 National

Curriculum

Assessments



What are they?

- At the end of Year 2, children will take assessments in:
 - Reading
 - Maths
 - Grammar, Punctuation and Spelling.
- These assessments will be happening in June this year and are to help inform our teacher assessment.



How are the papers assessed?

Scaled scores are used to assess.

It is planned that 100 will always represent the 'national standard'.

Each pupil's raw test score will therefore be converted into a score on the scale, either at, above or below 100.

A child who achieves the 'national standard' (a score of 100) will be judged to have demonstrated sufficient knowledge in the areas assessed by the tests.

A child awarded a scaled score of more than 100 is judged to have exceeded the national standard and demonstrated a higher than expected knowledge of the curriculum for their age.

A child awarded a scaled score of less than 100 is judged to have not yet met the national standard and performed below expectation for their age.



Reading

- The Reading Test consists of two separate papers:
 - **Paper 1** – consists of a combined reading prompt and answer booklet. The paper includes a list of useful words and some practice questions for teachers to use to introduce the contexts and question types to pupils. The test takes approximately 30 minutes to complete, but is not strictly timed.
 - **Paper 2** – consists of an answer booklet and a separate reading booklet. There are no practice questions on this paper. Teachers can use their discretion to stop the test early if a pupil is struggling. The test takes approximately 40 minutes to complete, but is not strictly timed.
- The texts will cover a range of poetry, fiction and non-fiction.



Reading

Questions are designed to assess the comprehension and understanding of a child's reading.

There are a variety of question types:

Multiple choice:

1 When Bella was learning to fly, she...

Tick **one**.

was lazy.

did not try hard.

did not give up.

found it easy.



1 mark



Reading

Ordering:

7

Number the sentences below from 1 to 4 to show the order they happened in the story.

The first one has been done for you.

William sent Bella to get help.

Fishermen came to rescue William.

The boat hit some rocks.

William went to sea on his boat.



1 mark



Reading

Match up:

Here is some more information about Africa.
Match each sentence to the correct heading in the booklet.
The first one has been done for you.

Creation stories describe how and why the world was made.

Introduction

Africa has deserts, forests and mountain areas.

Clothes

Traditional African clothes are made from local materials.

Music and Dance

Some African people play 'talking drums'.

Story Time

Short answer:

4

What job did Tony Ross want to do before he became a writer and illustrator?



1 mark

Reading

Find and copy:

16

Look at the paragraph beginning *The greedy man began to climb the vine...*

Find and **copy one** word that means the same as *sparkle*.



1 mark

Longer answer:

6 At the end of the story, Bella was happy. Why?



1 mark



SPAG

We will also be undertaking the Spelling Punctuation and Grammar assessments. These will help us to inform our teacher-assessed writing judgements.

The test consists of two separate papers:

- **Paper 1: Spelling** - pupils to spell 20 missing words within a test booklet. The test is expected to take approximately 15 minutes to complete, but is not strictly timed.
- **Paper 2: Grammar, Punctuation and Vocabulary** - a combined question and answer booklet focusing on pupils' knowledge of grammar, punctuation and vocabulary. Pupils will have approximately 20 minutes to complete the questions in the test paper, but it is not strictly timed.



Grammar, Punctuation and Vocabulary Paper

7 Why do the underlined words start with a **capital letter**?

On Saturday morning, Sarah and her family went on holiday to Scotland.



1 mark

8 Circle the **two** nouns in the sentence below.

You have left your pencil on the bench over there.



1 mark



Grammar, Punctuation and Vocabulary Paper

19

Tick to show whether each sentence is written in the **past tense** or the **present tense**.

Sentence	Past tense	Present tense
Aziz gave out the paint pots.		
Aziz spills water on the table.		
Aziz needed some glue.		



1 mark



Spelling Paper

1. I need to _____ my holiday suitcase.

2. The _____ is dark at night.

3. The snail hid inside its _____.

4. My friend has a new _____ sister.

Within the assessment, the spelling words are read out to the children to fill into the gaps within the sentences. In this example, the missing spelling words are: **pack**, **sky**, **shell** and **baby**.



Maths

Children will sit two tests: **Paper 1 and Paper 2:**

- **Paper 1: Arithmetic** - lasts approximately 20 minutes (but this is not strictly timed). It covers calculation methods for all operations.
- **Paper 2: Reasoning** - lasts for approximately 35 minutes, which includes time for five aural questions. Pupils will still require calculation skills and questions will be varied including multiple choice, matching, true/false, completing a chart or table or drawing a shape. Some questions will also require children to show or explain their working out.



Maths

Maths Paper 1: Arithmetic

15

$3 \times 3 = \boxed{}$



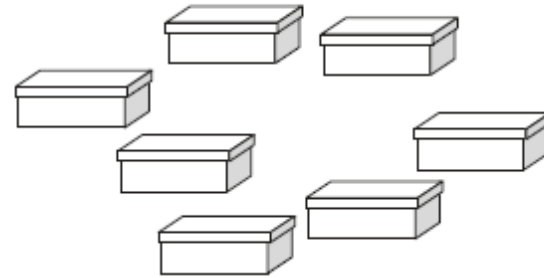
16

$12 \div 2 = \boxed{}$



Maths Paper 2: Reasoning

7



Sita puts 2 shoes in each of these boxes.

How many shoes are there altogether?

shoes

8

Complete the table.

words	digits
thirty-eight	38
	40
ninety-four	



Maths

Maths Paper 2: Reasoning

27

Sita has **50** raisins.

She gives **23** to Ben.

She gives **15** to Amy.



How many raisins does Sita have left?

Show
your
working

raisins




2 marks



School support:

- High quality teaching.
- Support.



How to help your child:

- First and foremost, support and reassure your child that there is nothing to worry about and that they should always just try their best. Praise and encourage!
- Ensure your child has the best possible attendance at school.
- Support your child with home learning.
 - Reading (try to do this at least 4 times a week).
 - Practising the 2, 3, 5 and 10 times tables.
- Make sure your child has a good sleep and healthy breakfast every morning.

Further

information

If you have any further questions please speak with your child's class teacher.

